



US006244518B1

(12) **United States Patent**  
**Pogue**

(10) **Patent No.:** **US 6,244,518 B1**  
(45) **Date of Patent:** **Jun. 12, 2001**

(54) **SNAKE REPELLENT SYSTEM**

4,455,304 \* 6/1984 Yaralian ..... 424/195  
4,602,384 \* 7/1986 Schneider ..... 2/2

(76) Inventor: **Thelma F. Pogue**, 4414 S. 3rd St.,  
Phoenix, AZ (US) 85040

**FOREIGN PATENT DOCUMENTS**

(\* ) Notice: Subject to any disclaimer, the term of this  
patent is extended or adjusted under 35  
U.S.C. 154(b) by 0 days.

298 02 237 U \* 7/1998 (DE) .

\* cited by examiner

(21) Appl. No.: **09/416,582**

*Primary Examiner*—David A. Scherbel  
*Assistant Examiner*—Robin O. Evans  
(74) *Attorney, Agent, or Firm*—Martin L. Stoneman

(22) Filed: **Oct. 12, 1999**

(57) **ABSTRACT**

(51) **Int. Cl.**<sup>7</sup> ..... **A61L 9/04**  
(52) **U.S. Cl.** ..... **239/36; 239/54; 239/55;**  
**239/57; 239/58; 239/59; 239/60; 215/204;**  
**215/209; 220/253**

A snake repellent system for use in repelling snakes so as to prevent the human user from being bitten. The snake repellent system consists of a receptacle into which is placed a quantity of garlic or onion, the aroma of which is believed to be effective in repelling snakes. The receptacle is provided with a lid having a plurality of openings for facilitating the dispersal of the garlic or onion aroma. The receptacle may be provided with a mincing rack used to mince a clove of garlic, thereby more fully releasing its aroma. The receptacle may also be provided with a means to both limit child access to the repellent substance within the receptacle and prevent removal of the repellent substance from the lid openings. An adjustable band is provided for attaching the receptacle to the arm or leg of the user.

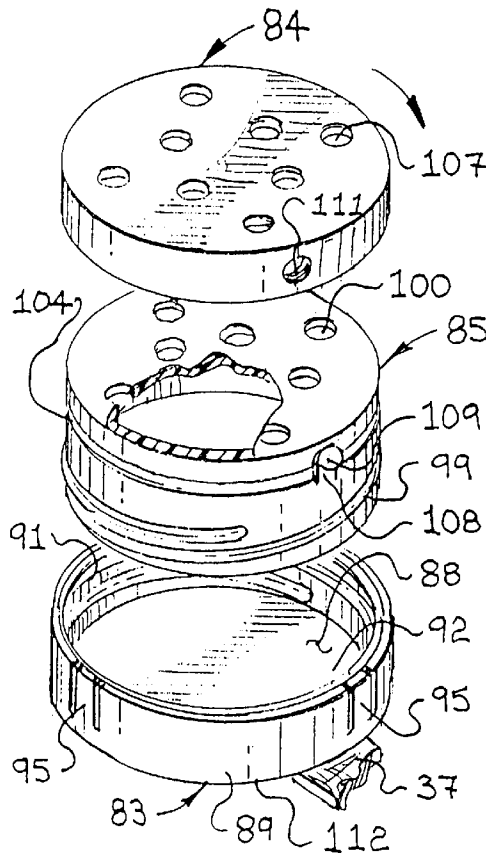
(58) **Field of Search** ..... 239/34, 36, 54,  
239/55, 57, 58, 59, 60, 152; 215/204, 209,  
211, 214, 217, 219, 221; 220/253, 255,  
281

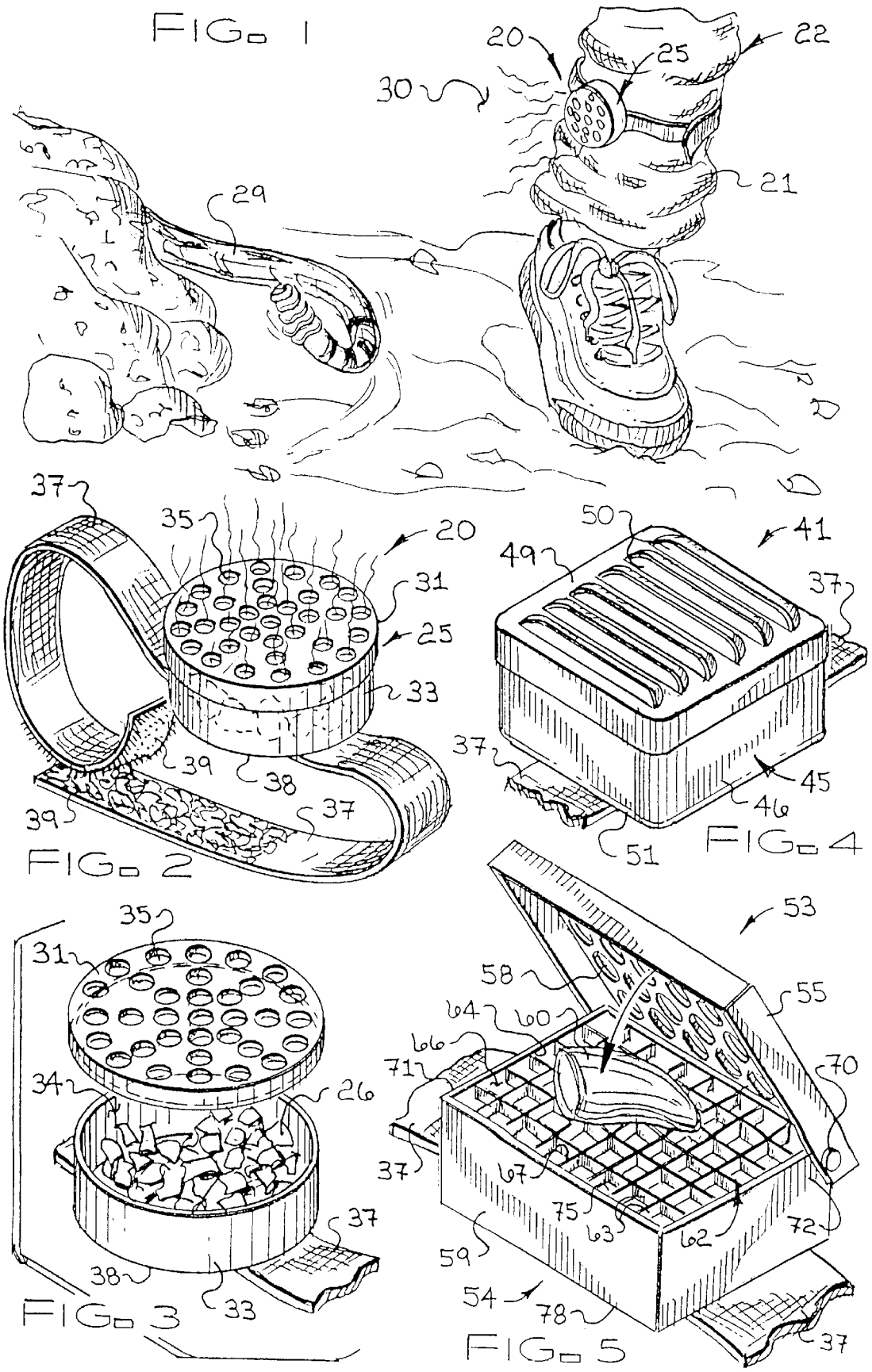
(56) **References Cited**

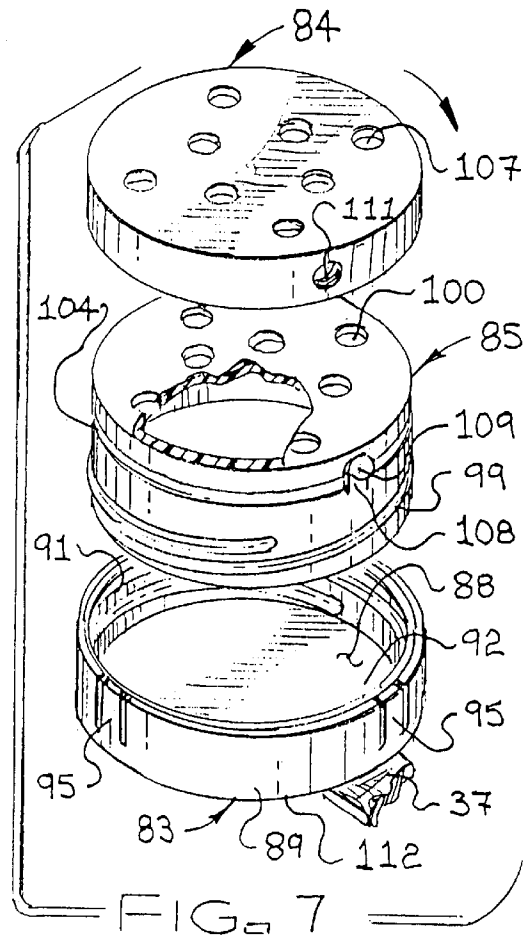
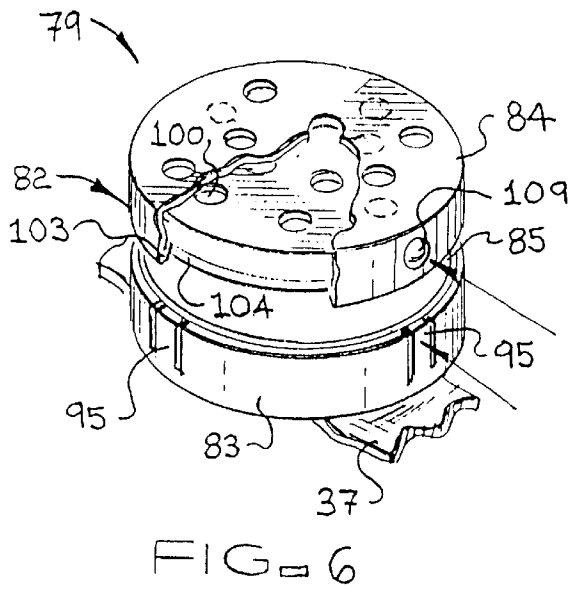
**U.S. PATENT DOCUMENTS**

1,732,028 \* 10/1929 Reiner ..... 239/36  
2,138,040 \* 11/1938 Perry ..... 239/57 X  
3,595,417 \* 7/1971 Musher ..... 215/209 X  
3,625,387 \* 12/1971 Schaefer ..... 215/209 X  
4,036,385 \* 7/1977 Morris ..... 215/209

**2 Claims, 2 Drawing Sheets**







1

**SNAKE REPELLENT SYSTEM****BACKGROUND OF THE INVENTION**

## 1. Field of the Invention

This invention relates to providing a snake repellent system. More particularly, this invention concerns a snake repellent system which may be worn or otherwise carried by the user and in which may be stored substances which are believed to be effective in repelling snakes.

## 2. Description of the Prior Art

Typically, many varieties of snakes respond to environmental stimuli by sampling the odors in the air with their tongues. From this sampling process, the snake may recognize whether the object in question is a threat or prey; and it reacts accordingly, either fleeing to a safe location, remaining still, or moving closer in hopes of receiving a meal. Of those varieties of snake which taste environmental stimuli by using the tongue, certain species such as the rattlesnake contain venom which can seriously injure, disfigure, or even kill an adult human if bitten. The risk of death greatly increases if such a snake bites a small child. Considering the fact that humans and rattlesnakes share the environment in which they live and very often encounter each other, the chance of a fatal encounter likewise increases as humans increasingly continue to encroach into the environment occupied by such snakes. Species such as rattlesnakes typically do not view humans as prey and will attempt to flee or, if given time, warn the human by rapidly vibrating the bony segments of its tail to produce a distinct rattling sound. However, a sudden encounter between the snake and the human may not afford the snake the opportunity to warn the human prior to striking. In addition, small children and pets may not perceive the risk posed by the snake and may approach the rattling sound out of curiosity.

A number of methods are available to protect adults and children from being bitten by a snake. One such method includes the use of specially-made garments which are designed to form a protective barrier between the fangs of a snake and the wearer's skin. These garments may either comprise a full boot in which the sides of the boot extend substantially to the wearer's knees, or a legging-type garment which is attached to each of the wearer's legs and extends from the shoe to the knee. Both garments typically are made of leather having a sufficient toughness and thickness to prevent the penetration of the snake's fangs into the skin. Although both products are instrumental in preventing injury due to snakebites, both may be too cumbersome and expensive for many users. In addition, covering part of the leg with thick leather may make traversing through hot environments uncomfortable and interfere with the tanning process for those who venture outdoors with exposed legs in hopes of improving their tan. Furthermore, neither product is proactive in preventing the shock and fright associated with having a snake actually strike at one's body.

Yet further, in many areas, most particularly of the southwest United States, construction of new homes is taking place nearby occupied homes. Such construction tends to disturb and make more active the snakes, most particularly rattlesnakes, which are indigenous to that area. This puts children and pets playing outdoors, even in their own nearby yards, at higher risk. And it is expensive, inefficient, and difficult to make children consistently wear cumbersome snake protection of the type above mentioned.

Thus, none of the prior art referred to herein will accomplish the purpose of the present invention.

**OBJECTS OF THE INVENTION**

A primary object of the present invention is to fulfill the above-mentioned need by the provision of a snake repellent

2

system. A further primary object of the present invention is to provide such a system which is efficient, inexpensive, easy to use, and easy to manufacture. A still further primary object of this invention is to provide such a system which is environmentally safe and safe for the user. Other objects of this invention will become apparent with reference to the following invention descriptions.

**SUMMARY OF THE INVENTION**

According to a preferred embodiment of the present invention, this invention provides a snake repellent system, for using a repelling means for producing a snake repelling aroma, comprising, in combination: a substantially-rigid receptacle means for receiving and holding the repelling means; and an attachment means, attachable to such receptacle means, for attaching such receptacle means to the user; wherein such receptacle means comprises escape means for permitting the snake repelling aroma to escape from such receptacle means. And, it provides such a snake repellent system wherein such escape means comprises at least one aperture in such receptacle means. This invention further provides such a snake repellent system further comprising entry-inhibiting means for inhibiting unauthorized entry into such receptacle means; and, wherein such escape means comprises user-closing means for stopping the snake repelling aroma from escaping from such receptacle means.

In addition, this invention provides such a snake repellent system wherein such receptacle means comprises: a base portion having a chamber structured and arranged for receiving the repelling means; and a lid portion attachable to such base portion; and, wherein such lid portion comprises at least one lid aperture; and, further still, wherein such lid aperture comprises a louver opening. Further, this invention provides such a snake repellent system further comprising a mincing means for mincing the repellent means into such chamber. And, further still, this invention provides such a snake repellent system wherein: such chamber is bounded by at least one chamber wall having an upper chamber wall portion; and wherein such mincing means comprises a plurality of elongated members overlying such chamber adjacent such upper chamber wall portion. And, it provides such a snake repellent system wherein such base portion and such lid portion each comprise at least one planar portion which is substantially round.

Additionally, it provides such a snake repellent system further comprising entry-inhibiting means for inhibiting unauthorized entry into such receptacle means; and, wherein such entry-inhibiting means comprises: a substantially circular threaded member concentrically disposed within such chamber and rotatably attached to such base portion; a rotation-prevention means, attached to such base portion, for substantially preventing rotation of such threaded portion when such rotation-prevention means is engaged; and a threaded side portion, provided on such lid portion, structured and arranged to engage such threaded member. And, this invention provides such a snake repellent system wherein such rotation prevention means comprises at least one resilient tab. Further still, this invention provides such a snake repellent system further comprising a cap portion rotatably attached to such lid portion; and, further still, wherein such cap portion comprises: at least one cap aperture which, when such cap portion is rotated into an open position, is substantially aligned with such lid aperture; and at least one cap aperture which, when such cap portion is rotated into a closed position, does not overlap any such lid aperture.

Even further, this invention provides such a snake repellent system further comprising a rotation locking means for

3

preventing unauthorized rotation of such cap portion to such open position; and, wherein such rotation locking means comprises: a resilient tab formed on such lid portion; and a button attached to such tab, such button being structured and arranged to engage an opening provided in such cap portion when such cap portion is in such closed position. Furthermore, this invention provides such a snake repellent system wherein such base portion and such lid portion each comprise at least one planar portion which is substantially square. And, further still, it provides such a snake repellent system wherein such attachment means comprises a strap; and, yet further still, wherein such attachment means comprises adjustment means for adjusting the girth of attachment. And, it provides such a snake repellent system wherein such adjustment means comprises a hook-and-loop fastener.

Even further, in accordance with a preferred embodiment thereof, this invention provides for a snake repellent system for repelling snakes from a user, comprising, in combination: a repelling means for producing a snake repelling aroma; a substantially-rigid receptacle means for receiving and holding such repelling means; an attachment means, attachable to such receptacle means, for attaching such receptacle means to the user; wherein such receptacle means comprises escape means for permitting such snake repelling aroma to escape from such receptacle means. And, it provides for such a snake repellent system wherein such repelling means is a substance selected from the group consisting of garlic and onion.

Yet further still, in accordance with a preferred embodiment thereof, this invention provides for a snake repellent system for repelling snakes from a user comprising, in combination: a repellent substance selected from the group consisting of garlic and onion; a receptacle for containing such repellent substance, such receptacle comprising: a base portion having a chamber structured and arranged for receiving such repellent substance, and a lid portion attached to such base portion; and an adjustable strap structured and arranged to attach such receptacle to the user; wherein such lid portion comprises at least one lid aperture structured and arranged for permitting an aroma to escape from such receptacle.

#### BRIEF DESCRIPTION OF THE DRAWINGS

FIG. 1 is a view of the snake repellent system in use by the user in its working environment.

FIG. 2 is a perspective view of a preferred embodiment of this invention.

FIG. 3 is an exploded perspective view of the preferred embodiment of FIG. 2.

FIG. 4 is a perspective view illustrating another preferred embodiment of this invention.

FIG. 5 is a perspective view illustrating yet another preferred embodiment of this invention.

FIG. 6 is a perspective view illustrating yet still another preferred embodiment of this invention.

FIG. 7 is an exploded perspective view of the embodiment shown in FIG. 6.

#### DETAILED DESCRIPTION OF A PREFERRED EMBODIMENT AND THE BEST MODE OF PRACTICE

Referring now to the drawings, shown in perspective in FIG. 1 is a preferred embodiment of the snake repellent system 20 of the present invention attached to the leg 21 of

4

the user 22 (or, similarly, a neck of a pet, not shown). As will be described in more detail as this disclosure progresses, the snake repellent system 20 comprises a receptacle 25 for receiving a quantity of a repellent substance 26 (as shown best in FIG. 3) that applicant believes is effective in repelling those snakes 29 that the user 22 may encounter when traversing through areas where snakes may be located. It is highly preferred that the repellent substance 26 (embodying herein repelling means for producing a snake repelling aroma) comprise a natural substance consisting of either garlic or onion, both of which produce a particular aroma 30 which alerts and repels the snake 29 before the user 22 comes within the snake's 29 striking distance.

Referring now to FIGS. 2 and 3, the details of the preferred embodiment of the snake repellent system 20 will now be discussed. As shown in the FIG. 2 perspective view, the snake repellent system 20 comprises a receptacle 25 that is preferably substantially circular (in plan view) in shape having a preferred diameter of about 1½ inches. All receptacle embodiments described herein embody herein a substantially-rigid receptacle means for receiving and holding the repelling means. To withstand impact with outdoor hazards like brush, rocks, or the like, it is preferred that the receptacle 25 comprise a substantially rigid material such as plastic or metal. As shown in the exploded view of FIG. 3, the receptacle 25 further comprises a removable lid 31 which, when removed from the base portion 33, exposes a chamber 34 into which is placed the repellent substance 26. It is preferred that in order to maintain the lid 31 on the base portion 33 during use (even in an effective "child-proof" way), the lid 31 be sized to provide a snug friction fit on base portion 33. To facilitate the dispersal of the repelling aroma 30, the lid 31 is provided with a plurality of apertures 35 each of which are preferably sized to prevent the accidental loss of the repellent substance 26 from the chamber 34 when the snake repellent system 20 is in use. All lid apertures disclosed herein embody herein escape means for permitting the snake repelling aroma to escape from such receptacle means; and, wherein such escape means comprises at least one aperture in such receptacle means. The illustrated round shape is particularly suited for holding onion slices, as well as efficient manufacture and efficient closure systems.

Referring further to FIGS. 2 and 3, the snake repellent system 20 is further provided with a band 37 which is preferably structured and arranged to encircle the leg 21 or arm (not shown) of the user 22. As in these drawings, band 37 is preferably adhesively attached to the bottom surface 38 of the base portion 33, although other methods such as rivet-type attachments or other types of mechanical fasteners may also be employed. The band 37 may be made of any suitable resilient material such as leather, plastic, cloth, or the like, and it is preferred that the band 37 be adjustable to allow for attachment to those appendages of varying sizes and shapes or which may be covered by clothing of various thicknesses. The band 37 embodies herein an attachment means, attachable to such receptacle means, for attaching such receptacle means to the user. Band 37 adjustability may be accomplished by various well-known methods such as providing an elastic unitary band, providing buckles, or, preferably, providing the band 37 with well-known hook-and-loop type fasteners 39, as shown. The hook-and-loop fasteners 39 embody herein adjustment means for adjusting the girth of attachment, e.g., around the neck of a pet or leg of a child.

Shown in perspective in FIG. 4 is one alternate preferred embodiment of the snake repellent system of the present invention designed hereinafter by reference numeral 41. In

this alternate embodiment of this invention, the receptacle **45** is preferably substantially square in shape (in a plan view), having preferred dimensions approximately equivalent size-wise to the preferred size of the previously-described “round” embodiment, and also preferably made of a substantially rigid material. Frictionally attached to the base portion **46** is the lid **49**. As shown, the lid **49** preferably comprises a plurality of louver-type openings **50** designed to facilitate the dispersal of the aroma **30** from the repellent substance **26** contained within the receptacle chamber (not shown). Also provided is a band **37**, substantially as illustrated and described previously with respect to FIG. **2**, which also may be attached to the bottom surface **51** of the base portion **46** by an adhesive attachment, mechanical fasteners, or other like methods.

Shown in FIG. **5** is yet another alternate preferred embodiment of this invention designated herein as snake repellent system **53**. Shown is a receptacle **54** preferably having a substantially rectangular shape with a preferred length of about 1½ inches and a preferred width of about 1 inch. The receptacle **54** is also provided with a lid **55**, having a plurality of apertures **58**, which is frictionally held to the base portion **59** when the lid **55** is in a closed position. To assist in mincing a garlic clove **60** so as to fully release its aroma **30**, a mincing rack **62** (comprising a plurality of interconnected elongated members **63**, as shown) is attached, preferably integrally, adjacent the upper wall portions **64** of chamber **66**. This arrangement embodies herein an arrangement wherein such mincing means comprises a plurality of elongated members overlying such chamber adjacent such upper chamber wall portion. To more easily mince the clove **60** without placing undue stress on or otherwise breaking the mincing rack **62**, it is preferred that the mincing rack **62** comprise a substantially tough and rigid material, preferably metal. In addition, it is preferred that the top edges **67** of mincing rack **62** comprise sharp edges to more easily mince the clove **60**. The mincing rack **62** embodies herein a mincing means for mincing the repellent means into such chamber.

In use, the lid **55** is opened by use of hinge pins **70** pivotally connecting the lid **55** to the respective upper left and right sides **71** and **72** of base portion **59**. If the user desires, a whole garlic clove **60** is then placed on the top edges **67** of the mincing rack **62** and the lid **55** swung down with pressure sufficient to mince the clove **60**, thereby allowing the minced clove pieces to fall through the rack openings **75** and into the chamber **66**. The user may also use the present embodiment of this invention with pre-minced garlic or onion by simply dropping the minced pieces directly through the rack openings **75** and into the chamber **66**. To withstand the pressure required to fully mince the clove **60**, it is preferred that the hinge pins **70** comprise a tough and durable material, such as a metal material. Also shown is the use of a band **37**, as substantially illustrated and described previously, for use in attaching the snake repellent system **53** to the arm or leg of the user. The band **37** may also be attached to the bottom surface **78** of the base portion **59** by an adhesive, preferably, or mechanical fasteners, or other like methods.

Shown in FIGS. **6** and **7** are, respectively, a partial cut-away view in perspective and an exploded view of yet still another alternate preferred embodiment of the present invention designated hereinafter by reference numeral **79**. As shown, the present alternate embodiment of the snake repellent system **79** is provided with a substantially planar round receptacle **82** (as shown) comprising a base portion **83**, a cap portion **84**, and a lid portion **85**. With reference to

FIG. **7**, to prevent small children from accessing the contents within the chamber **88**, the base portion **83** comprises an outer shell portion **89** and an inner substantially circular threaded member **91** which is structured and arranged (as shown) to sit atop the chamber bottom portion **92** and to rotate freely thereon, as will be readily understood by those skilled in the arts of “childproofing” (and embodying herein an entry-inhibiting means for inhibiting unauthorized entry into such receptacle means). In further detail, to prevent the inner threaded member **91** from becoming separated from the chamber **88**, the inner threaded member **91** is provided with a rib (not shown) that is structured and arranged to engage a corresponding groove (not shown) formed on the base portion **83**. Attachment of the lid portion **85** to the base portion **83** consists of the user using his or her fingers to apply pressure to the resilient tabs **95**, which are preferably integrally formed on outer shell portion **89**, thereby frictionally preventing rotation of the inner threaded member **91** during the attachment procedure. The tabs **95** embody herein a rotation-prevention means, attached to such base portion, for substantially preventing rotation of such threaded portion when such rotation-prevention means is engaged. Next, the threaded side portion **99** of lid portion **85** is engaged, in well-known ways, with the inner threaded member **91**, thereby allowing the lid portion **85** to be snugly attached to base portion **83**. Removal of the lid portion **85** consists of simply again applying a pressure to the tabs **95** sufficient to prevent rotation of the inner threaded member **91**, and un-screwing the lid portion **85**, in well-known ways. As will be appreciated by those skilled in such art, by requiring that pressure be applied to tabs **95** in order to remove the lid portion **85**, small children are prevented from obtaining access to the repellent substance **26** contained within the chamber **88**.

Referring further to FIGS. **6** and **7**, the details of the cap portion **84** will now be discussed. As will become apparent to those skilled in such art, the cap portion **84**, when structured and arranged in the manner described herein, may both seal in the aroma **30** of the repellent substance **26** when the snake repellent system **79** is not in use and also then prevents accidental removal of the repellent substance **26** through the lid apertures **100**. The cap portion **84** preferably comprises a plastic material having a circumferential lip portion **103** structured and arranged to engage, in well-known ways, a circumferential ridge **104** provided on lid portion **85**. When the cap portion **84** is attached to the lid portion **85** in the manner herein described, the cap portion **84** is prevented from being separated from the lid portion **85** while remaining free to rotate thereon. As is further shown, the cap portion **84** is provided with a plurality of cap apertures **107** which are structured and arranged to substantially match the pattern of the lid apertures **100** provided on the lid portion **85** when the cap portion **84** is in the “open position” (see FIG. **7**). As used herein, “open position” refers to substantial alignment between apertures **100** and **107**, thereby providing for unobstructed release of the aroma **30** from the repellent substance **26** contained within chamber **88**. To both substantially seal the aroma **30** within the chamber **88** and prevent accidental removal of the repelling substance by a child, the user simply rotates the cap portion **84** to the “closed position” (see FIG. **6**) defined as that position in which none of cap apertures **107** overlap lid apertures **100**. This arrangement embodies herein an arrangement wherein such escape means comprises user-closing means for stopping the snake repelling aroma from escaping from such receptacle means.

To prevent child tampering or accidental opening of the cap portion **84** when the snake repellent system **79** is not in

use, a means is provided for securing the cap portion **84** in a closed position. As shown, the lid portion **85** is provided with a resilient tab **108** having an integral button **109** formed thereon. The button **109**, in turn, is structured and arranged to engage a corresponding opening **111** provided on cap portion **84** when the cap portion **84** is rotated to the closed position. When so engaged, the cap portion **84** is effectively prevented from being rotated to the open position. Releasing the cap portion **84** consists of simply applying a pressure to the button **109** sufficient to dislodge the button **109** from opening **111**, thereby allowing for rotation of cap portion **84**. In addition, if desired, to effectively lock the cap portion **84** in the open position so as to prevent accidental closing of the cap portion **84** when the snake repellent system **79** is in use, an additional tab/button arrangement (not shown) may be provided on the lid portion **85** to cooperate with a corresponding second opening (not shown) provided on cap portion **84**. The tab **108** and button **109** arrangement described above embodies herein a rotation locking means for preventing unauthorized rotation of such cap portion to such open position. Also shown is the use of a band **37**, as substantially illustrated and described previously, for use in attaching the snake repellent system **79** to the arm or leg of the user. The band **37** is attached to the bottom surface **112** of the chamber bottom portion **92** by an adhesive (preferably), mechanical fasteners, or other like methods.

Although applicant has described applicant's preferred embodiments of this invention, it will be understood that the broadest scope of this invention includes such modifications as diverse shapes and sizes and materials. Such scope is limited only by the below claims as read in connection with the above specification. Further, many other advantages of applicant's invention will be apparent to those skilled in the art from the above descriptions and the below claims.

What is claimed is:

1. A snake repellent system, for using a repelling means for producing a snake repelling aroma, comprising, in combination:

- (a) a substantially-rigid receptacle means for receiving and holding the repelling means; and
- (b) an attachment means, attachable to such receptacle means, for attaching such receptacle means to the user;
- (c) wherein such receptacle means comprises escape means for permitting the snake repelling aroma to escape from such receptacle means;
- (d) wherein such receptacle means comprises
  - (i) a base portion having a chamber structured and arranged for receiving the repelling means, and
  - (ii) a lid portion attachable to such base portion; and

- (e) wherein such base portion and such lid portion each comprise at least one planar portion which is substantially round; and
  - (f) a cap portion rotatably attached to such lid portion;
  - (g) wherein such cap portion comprises
    - (i) at least one cap aperture which, when such cap portion is rotated into an open position, is substantially aligned with such lid aperture, and
    - (ii) at least one cap aperture which, when such cap portion is rotated into a closed position, does not overlap any such lid aperture; and
  - (h) a rotation locking means for preventing unauthorized rotation of such cap portion to such open position.
2. A snake repellent system, for using a repelling means for producing a snake repelling aroma, comprising, in combination:
- (a) a substantially-rigid receptacle means for receiving and holding the repelling means; and
  - (b) an attachment means, attachable to such receptacle means, for attaching such receptacle means to the user;
  - (c) wherein such receptacle means comprises escape means for permitting the snake repelling aroma to escape from such receptacle means;
  - (d) wherein such receptacle means comprises
    - (i) a base portion having a chamber structured and arranged for receiving the repelling means, and
    - (ii) a lid portion attachable to such base portion; and
  - (e) wherein such base portion and such lid portion each comprise at least one planar portion which is substantially round; and
  - (f) a cap portion rotatably attached to such lid portion;
  - (g) wherein such cap portion comprises
    - (i) at least one cap aperture which, when such cap portion is rotated into an open position, is substantially aligned with such lid aperture, and
    - (ii) at least one cap aperture which, when such cap portion is rotated into a closed position, does not overlap any such lid aperture; and
  - (h) a rotation locking means for preventing unauthorized rotation of such cap portion to such open position;
  - (i) wherein such rotation locking means comprises:
    - (i) a resilient tab formed on such lid portion; and
    - (ii) a button attached to such tab, such button being structured and arranged to engage an opening provided in such cap portion when such cap portion is in such closed position.

\* \* \* \* \*