



US00D696738S

(12) **United States Design Patent**  
**Otto**

(10) **Patent No.:** **US D696,738 S**

(45) **Date of Patent:** **\*\* Dec. 31, 2013**

(54) **SPORTS BALL**

(71) Applicant: **adidas AG**, Herzogenaurach (DE)

(72) Inventor: **Julia Otto**, Nuremberg (DE)

(73) Assignee: **adidas AG**, Herzogenaurach (DE)

(\*\*) Term: **14 Years**

(21) Appl. No.: **29/444,343**

(22) Filed: **Jan. 29, 2013**

**Related U.S. Application Data**

(63) Continuation-in-part of application No. 29/441,242, filed on Jan. 2, 2013.

**Foreign Application Priority Data**

(30) Dec. 19, 2012 (EM) ..... 002156083-0001  
Dec. 19, 2012 (EM) ..... 002156083-0002  
Dec. 19, 2012 (EM) ..... 002156083-0003  
Jan. 9, 2013 (EM) ..... 002164038

(51) **LOC (9) Cl.** ..... **21-02**

(52) **U.S. Cl.**  
USPC ..... **D21/713**

(58) **Field of Classification Search**  
USPC ..... D21/707-714; D30/160; 473/569-615,  
473/FOR. 134-FOR. 167, FOR. 228,  
473/FOR. 229; 446/220-226; 119/707-711;  
40/327; 428/11  
See application file for complete search history.

(56) **References Cited**

**U.S. PATENT DOCUMENTS**

180,110 A \* 7/1876 Carr ..... 473/602  
676,506 A \* 6/1901 Knight et al. .... 473/268  
D91,919 S \* 4/1934 Burbank ..... D21/708

D341,869 S \* 11/1993 Louez ..... D21/713  
D359,093 S \* 6/1995 Shishido et al. .... D21/713  
D369,192 S \* 4/1996 Imswiler ..... D21/713  
6,287,226 B1 \* 9/2001 Dilling ..... 473/594  
D452,721 S \* 1/2002 Sonntag ..... D21/713  
D529,107 S \* 9/2006 Just et al. .... D21/713  
D575,364 S \* 8/2008 Smith ..... D21/713  
D618,740 S \* 6/2010 van Oorschot ..... D21/713  
D669,946 S \* 10/2012 Aogaki ..... D21/713  
2008/0268989 A1 \* 10/2008 Lalvani ..... 473/598  
2009/0062043 A1 \* 3/2009 Wellington, Jr. .... 473/604

**FOREIGN PATENT DOCUMENTS**

CN D1284779 \* 10/2006  
CN 301433623 \* 1/2011  
CN 301474283 \* 2/2011

(Continued)

*Primary Examiner* — Catherine Tuttle

(74) *Attorney, Agent, or Firm* — Kilpatrick Townsend & Stockton LLP

(57) **CLAIM**

The ornamental design for a sports ball, as shown and described.

**DESCRIPTION**



FIG. 1, as viewed, is a front view of a spherical sports ball. FIG. 2, as viewed, is a top right perspective view of the sports ball of FIG. 1.

FIG. 3, as viewed, is a top left front perspective view of the sports ball of FIG. 1; and,

FIG. 4, as viewed, is a left bottom perspective view of the sports ball of FIG. 1.

The lines of thinner weight represent shading to show the spherical shape of the sports ball and are not part of the graphical design on the surface of the sports ball. The unshaded regions located between the solid lines and the broken lines form no part of the claimed design. The broken lines form no part of the claimed design.

**1 Claim, 4 Drawing Sheets**



# US D696,738 S

Page 2

---

(56)


## References Cited

### FOREIGN PATENT DOCUMENTS


CN	302064815	*	9/2012
DE	40600444-0001	*	4/2006
GB	2029209	*	9/1993

JP	D057033-001	*	9/2001
JP	D1183678	*	9/2003
JP	D1230343	*	2/2005
JP	D1254022	*	10/2005
WO	D055677-001	*	5/2001


\* cited by examiner



**FIG. 1**



**FIG. 2**



**FIG. 3**




FIG. 4