



US00D516730S

(12) **United States Design Patent** (10) **Patent No.:** **US D516,730 S**  
**Anduss** (45) **Date of Patent:** **\*\* Mar. 7, 2006**

(54) **AMERICAN FLAG BANDAGE**

D444,562 S \* 7/2001 Kozub ..... D24/189  
D477,087 S \* 7/2003 Bullock ..... D24/189

(76) Inventor: **Craig Anduss**, P.O. Box 781411, San Antonio, TX (US) 78278

\* cited by examiner

(\*\*) Term: **14 Years**

*Primary Examiner*—Ian Simmons  
*Assistant Examiner*—Daniel Yu  
(74) *Attorney, Agent, or Firm*—Thomas Frost

(21) Appl. No.: **29/206,428**

(22) Filed: **Jun. 1, 2004**

(57) **CLAIM**

(51) **LOC (8) Cl.** ..... **24-04**

The ornamental design for an American flag bandage, as shown and described.

(52) **U.S. Cl.** ..... **D24/189**

(58) **Field of Classification Search** ..... D24/189;

602/41-47, 55, 56; D11/167, 165

See application file for complete search history.

**DESCRIPTION**


FIG. 1 is a top plan view thereof;  
FIG. 2 is a bottom plan view thereof;  
FIG. 3 is an end view thereof;  
FIG. 4 is an end view thereof, opposite that shown in FIG. 3; and,  
FIG. 5 is a right side elevational view thereof.

(56) **References Cited**

**U.S. PATENT DOCUMENTS**

D424,699 S \* 5/2000 Allen ..... D24/189  
D433,139 S \* 10/2000 Brogden et al. .... D24/189  
D442,283 S \* 5/2001 Oberlin ..... D24/189

**1 Claim, 2 Drawing Sheets**






FIG. 1




FIG. 2




FIG. 3

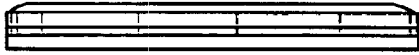


FIG. 4



FIG. 5