



US00D655363S

(12) **United States Design Patent**  
**Vrska**

(10) **Patent No.:** **US D655,363 S**

(45) **Date of Patent:** **\*\* Mar. 6, 2012**

(54) **STEPPED CROWN CHANNEL FOR A GOLF CLUB HEAD**

(75) Inventor: **Michael Vrska**, Allen, TX (US)

(73) Assignee: **Adams Golf IP, LP**, Plano, TX (US)

(\*\*) Term: **14 Years**

(21) Appl. No.: **29/391,642**

(22) Filed: **May 11, 2011**

(51) **LOC (9) Cl.** ..... **21-02**

(52) **U.S. Cl.** ..... **D21/759**

(58) **Field of Classification Search** ..... D21/733,  
D21/752, 759; 473/324-331, 343-346

See application file for complete search history.

(56) **References Cited**

**U.S. PATENT DOCUMENTS**

D285,473 S	9/1986	Flood	
D307,455 S *	4/1990	Boone	D21/744
D307,617 S *	5/1990	Boone	D21/744
D323,035 S	1/1992	Yang	
D331,087 S *	11/1992	Fenton	D21/744
D340,753 S *	10/1993	Miesch	D21/743
D349,142 S *	7/1994	Boone	D21/743
D350,581 S *	9/1994	Boone	D21/743
D350,583 S *	9/1994	Boone	D21/743
D366,508 S *	1/1996	Hutin	D21/752
D372,512 S	8/1996	Simmons	
D377,509 S	1/1997	Katayama	
D381,726 S *	7/1997	Sugo	D21/745
D382,612 S	8/1997	Oyer	
D388,143 S *	12/1997	Huan-Chiang	D21/745
D394,688 S	5/1998	Fox	
5,749,795 A	5/1998	Schmidt et al.	
D397,750 S *	9/1998	Frazetta	D21/733
D398,353 S *	9/1998	Wooten	D21/742
D403,037 S	12/1998	Stone et al.	
D405,488 S *	2/1999	Burrows	D21/733
D413,952 S	9/1999	Oyer	
D415,227 S *	10/1999	Heilker	D21/743

D434,094 S *	11/2000	Miyashita	D21/744
6,348,013 B1	2/2002	Kosmatka	
D482,089 S	11/2003	Burrows	
D482,090 S	11/2003	Burrows	
D482,420 S	11/2003	Burrows	
D484,208 S	12/2003	Burrows	
6,676,536 B1	1/2004	Jacobson	
D486,542 S	2/2004	Burrows	
6,783,465 B2	8/2004	Matsunaga	
D501,036 S	1/2005	Burrows	
D501,234 S *	1/2005	Cheng	D21/743
D501,523 S	2/2005	Dogan et al.	
D501,903 S *	2/2005	Tanaka	D21/752
D504,478 S	4/2005	Burrows	
6,881,159 B2	4/2005	Galloway et al.	
D506,236 S	6/2005	Evans et al.	

(Continued)

**FOREIGN PATENT DOCUMENTS**

JP 01091876 4/1989

(Continued)

*Primary Examiner* — Mitchell Siegel

(74) *Attorney, Agent, or Firm* — David J. Dawsey; Michael J. Gallagher; Gallagher & Dawsey Co., LPA

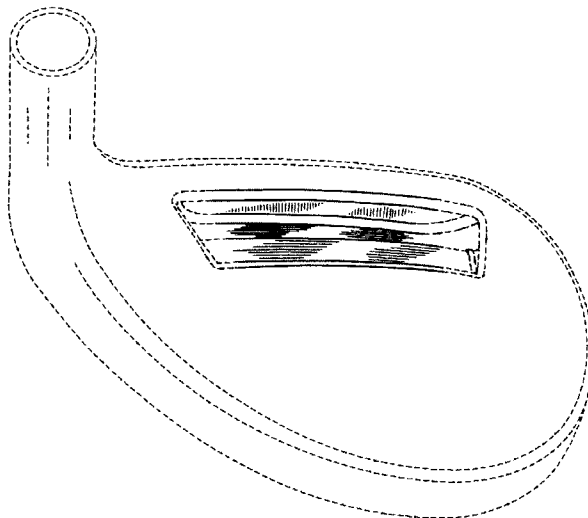
(57) **CLAIM**

We claim the ornamental design for a stepped crown channel for a golf club head, as shown and described.

**DESCRIPTION**

FIG. 1 is an isometric view of a stepped crown channel for a golf club head showing our new design; FIG. 2 is a top plan view thereof; FIG. 3 is a rear elevation view thereof; FIG. 4 is a sectional view thereof; and, FIG. 5 is a heel side elevation view thereof. The broken lines are for illustrative purposes only and form no part of the claimed design.

**1 Claim, 3 Drawing Sheets**



# US D655,363 S

Page 2

## U.S. PATENT DOCUMENTS

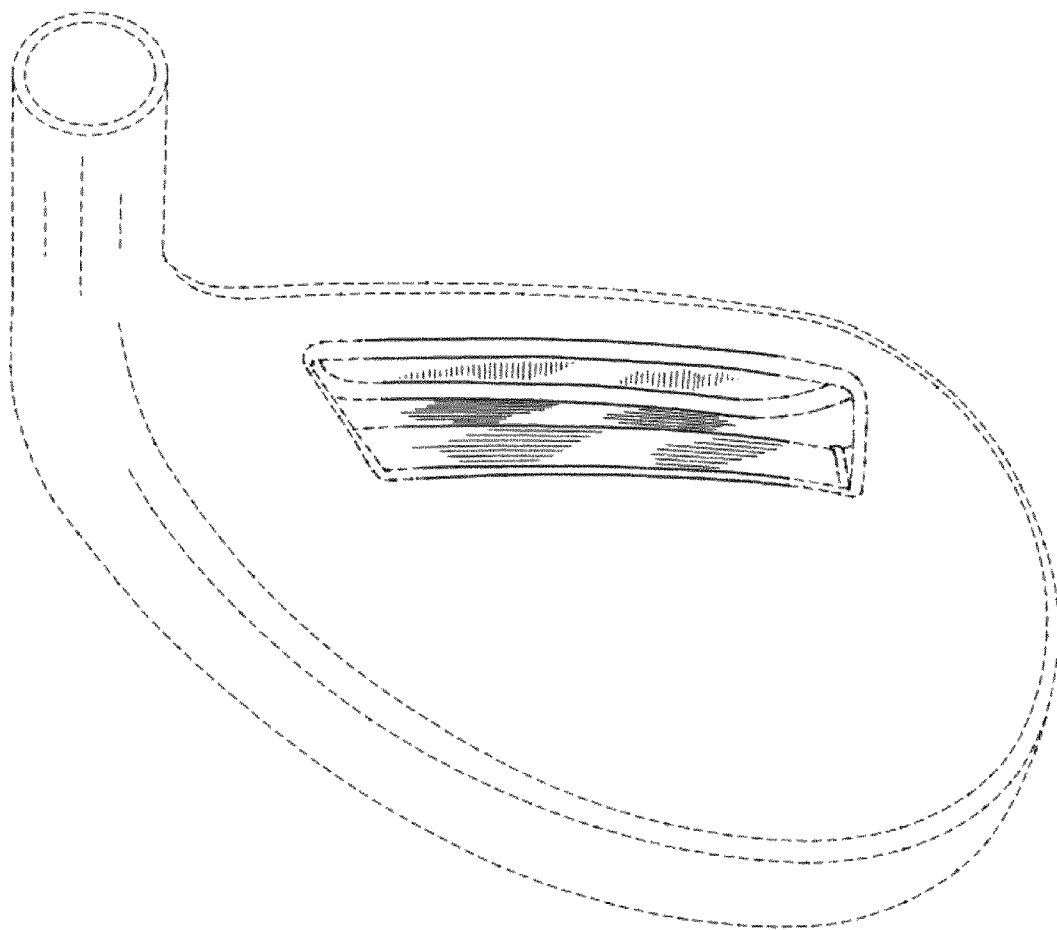
D507,613 S 7/2005 Baiocchi  
D508,274 S 8/2005 Burrows  
D509,273 S 9/2005 Morris et al.  
D520,585 S 5/2006 Hasebe  
D523,104 S 6/2006 Hasebe  
7,156,750 B2 1/2007 Nishitani et al.  
D536,402 S 2/2007 Kawami  
7,211,006 B2 5/2007 Chang  
7,250,007 B2 7/2007 Lu  
D550,795 S 9/2007 Tateno  
D552,701 S \* 10/2007 Ruggiero et al. .... D21/759  
7,294,064 B2 11/2007 Tsurumaki et al.  
D560,263 S 1/2008 Rubino  
D561,286 S 2/2008 Morales et al.  
7,354,355 B2 4/2008 Tavares et al.  
D577,090 S 9/2008 Pergande et al.  
D579,507 S 10/2008 Llewellyn et al.  
D584,784 S 1/2009 Barez et al.  
D588,223 S 3/2009 Kuan  
D588,658 S 3/2009 De La Cruz et al.  
7,500,924 B2 3/2009 Yokota  
D592,723 S \* 5/2009 Chau et al. .... D21/759  
7,530,901 B2 5/2009 Imamoto et al.

7,530,903 B2 5/2009 Imamoto et al.  
D600,767 S 9/2009 Horacek et al.  
7,582,024 B2 9/2009 Shear  
D603,923 S \* 11/2009 Llewellyn et al. .... D21/759  
D604,784 S 11/2009 Horacek et al.  
D611,554 S \* 3/2010 Llewellyn et al. .... D21/759  
7,749,101 B2 7/2010 Imamoto et al.  
D622,795 S \* 8/2010 Furutate ..... D21/759  
D628,257 S \* 11/2010 Albertsen et al. .... D21/759  
7,857,711 B2 12/2010 Shear  
D630,278 S \* 1/2011 Albertsen et al. .... D21/759  
D630,696 S \* 1/2011 Albertsen et al. .... D21/759  
D631,119 S \* 1/2011 Albertsen et al. .... D21/759  
2002/0183134 A1 12/2002 Allen et al.  
2004/0192463 A1 9/2004 Tsurumaki et al.  
2005/0049081 A1 3/2005 Boone  
2007/0026961 A1 2/2007 Hou  
2007/0082751 A1 4/2007 Lo et al.

## FOREIGN PATENT DOCUMENTS

JP 4180778 6/1992  
JP 11-155982 6/1999  
JP 2004-351054 12/2004

\* cited by examiner



*Fig. 1*

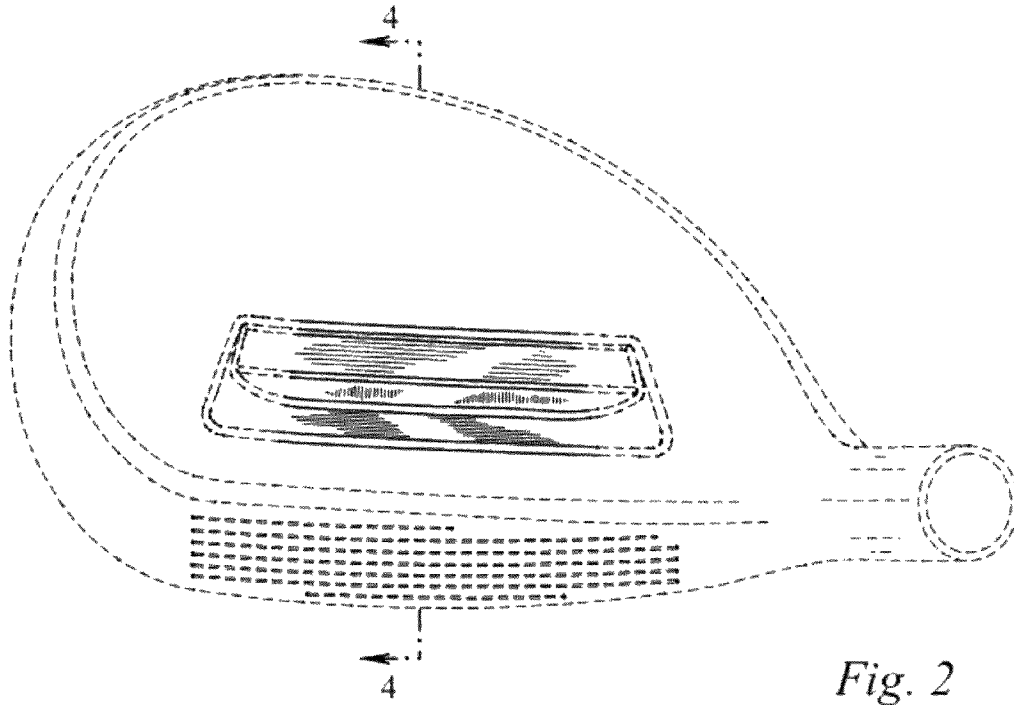


Fig. 2




Fig. 3

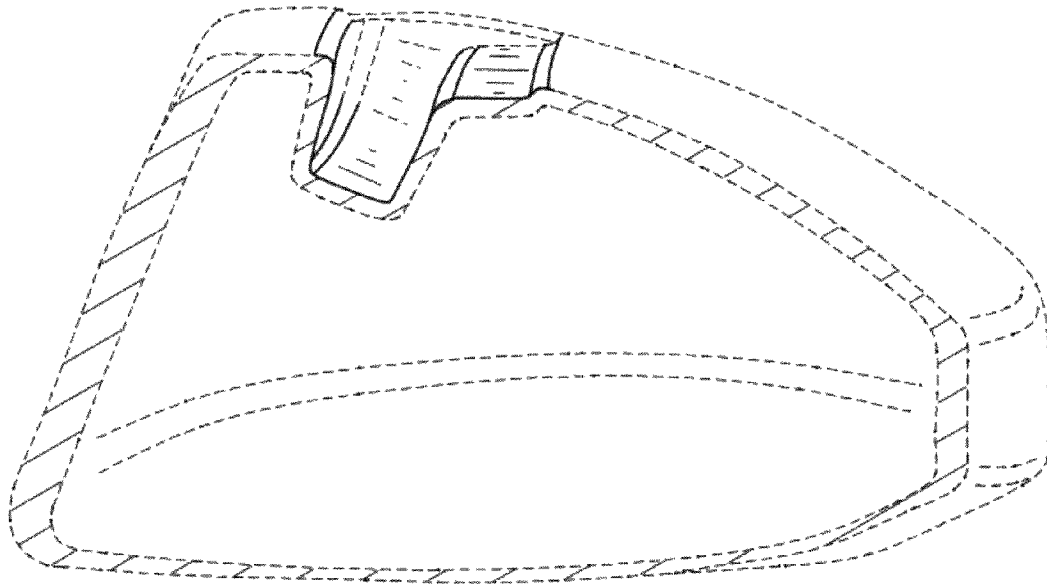


Fig. 4

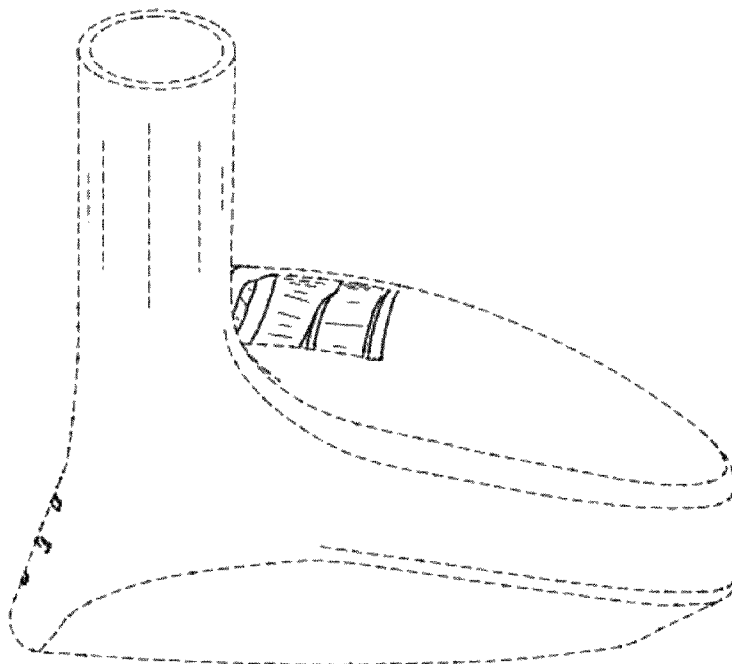


Fig. 5